

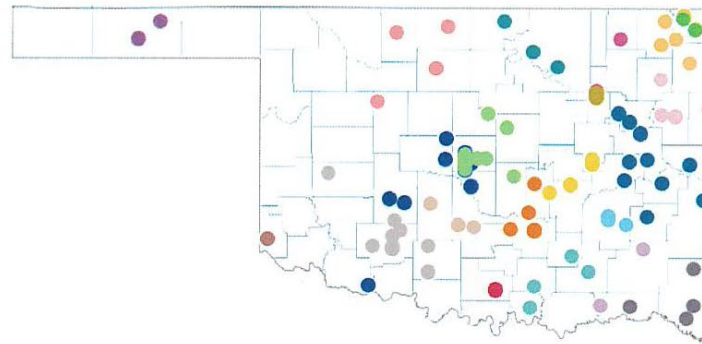
OKLAHOMA COMMUNITY HEALTH CENTERS LOCATIONS

- Arkansas Verdigris Valley Health Centers
- Caring Hands Healthcare Centers
- Central Oklahoma Family Medical Center
- Community Health Centers of Oklahoma
- Community Health Center of Northeast Oklahoma
- Community Health Centers of Southeast Kansas
- Community Health Connection
- East Central Oklahoma Family Health Center
- Fairfax Medical Facilities, Inc.
- Family Health Center of Southern Oklahoma
- Good Shepherd Community Clinic
- Great Salt Plains Health Center
- Kiamichi Family Medical Center
- Lawton Community Health Center
- Morton Comprehensive Health Services
- Northeastern Oklahoma Community Health Centers
- Panhandle Counseling and Health Center
- Pushmataha Family Medical Center
- South Central Medical & Resource Center
- Shortgrass Community Health Center
- The Health and Wellness Center
- Variety Care



Oklahoma Primary Care Association
6501 N. Broadway Ext., Suite 200
Oklahoma City, OK 73116
(405) 424-2282 or (800) 454-4412
www.okpca.org

OKLAHOMA COMMUNITY HEALTH CENTERS FACTS & FIGURES



What are CHCs?

Community health centers (CHCs), also known as Federally Qualified Health Centers (FQHCs) or health centers, are nonprofit health care providers that deliver comprehensive primary health care services to medically underserved communities including families and individuals in rural areas, low income populations, the uninsured, people with limited English proficiency, and all patients regardless of ability to pay. CHCs offer a host of services like dental, optometry, vision, behavioral health, and substance use disorder services.

CHCs use sliding fee scales based on patients' income, have after-hours coverage, meet extensive performance and accountability requirements, and are governed by patient-majority boards.

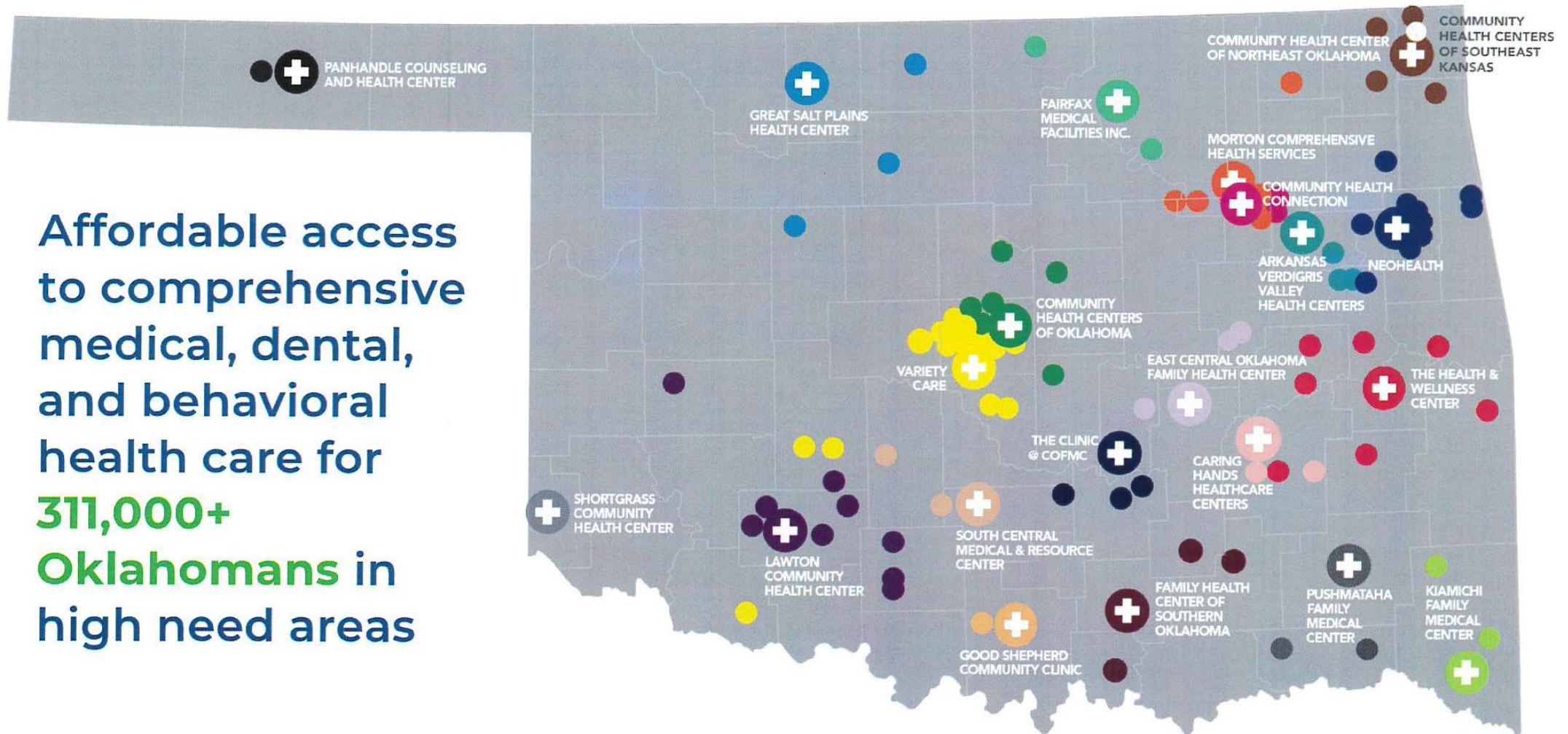
CHCs provide integrated primary health care where there is a low ratio of primary care physicians to people. Studies show community health centers save the health system money by providing preventive and primary care services. Many health centers provide dental, behavioral, transportation, case management, and other cost-efficient services to best serve the patients in their communities.



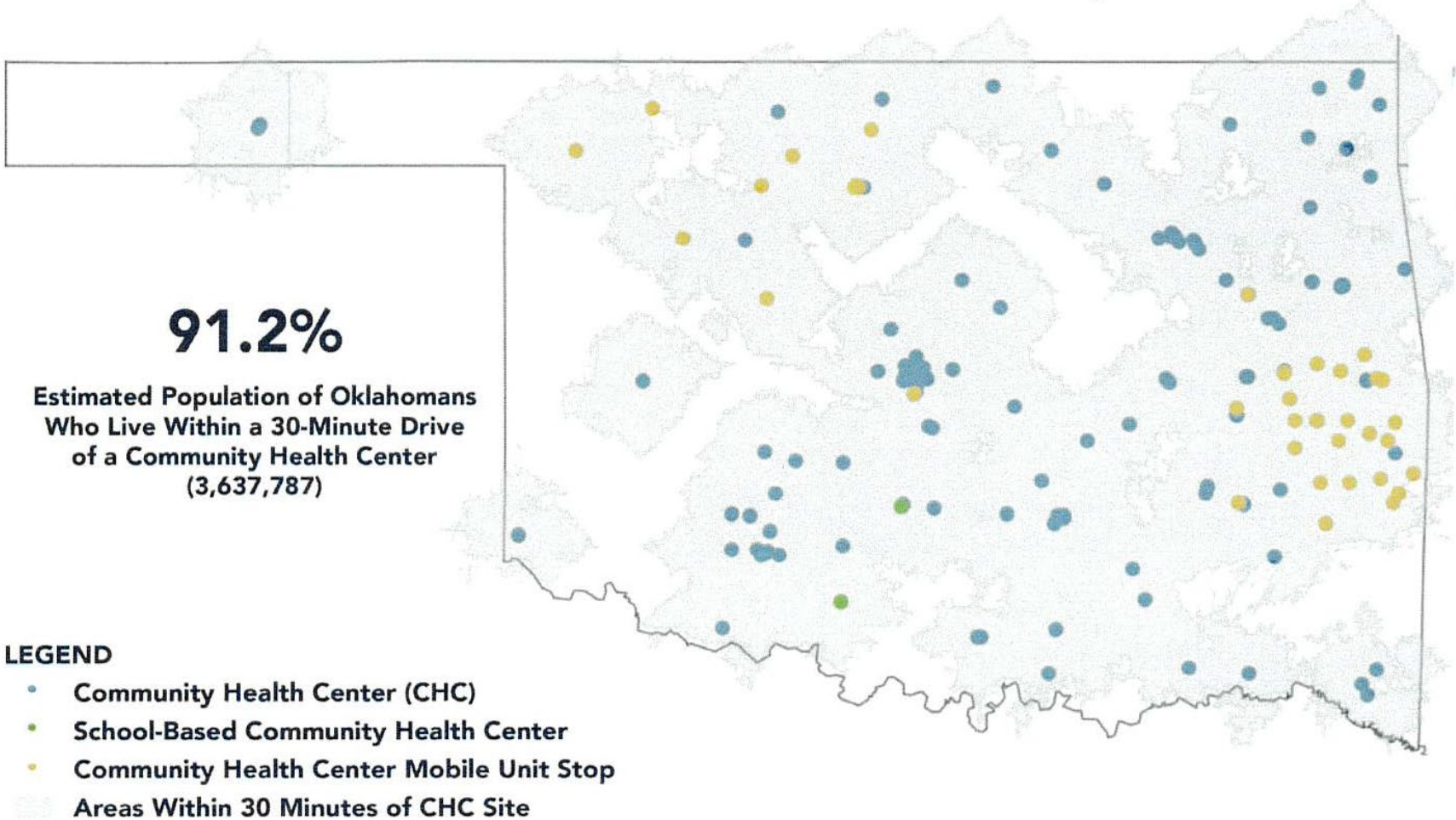
OKLAHOMA COMMUNITY HEALTH CENTERS

Cost-effective solutions to Oklahoma's health care needs

Affordable access to comprehensive medical, dental, and behavioral health care for **311,000+** Oklahomans in high need areas



Most Oklahomans Live Within 30 Minutes of a CHC

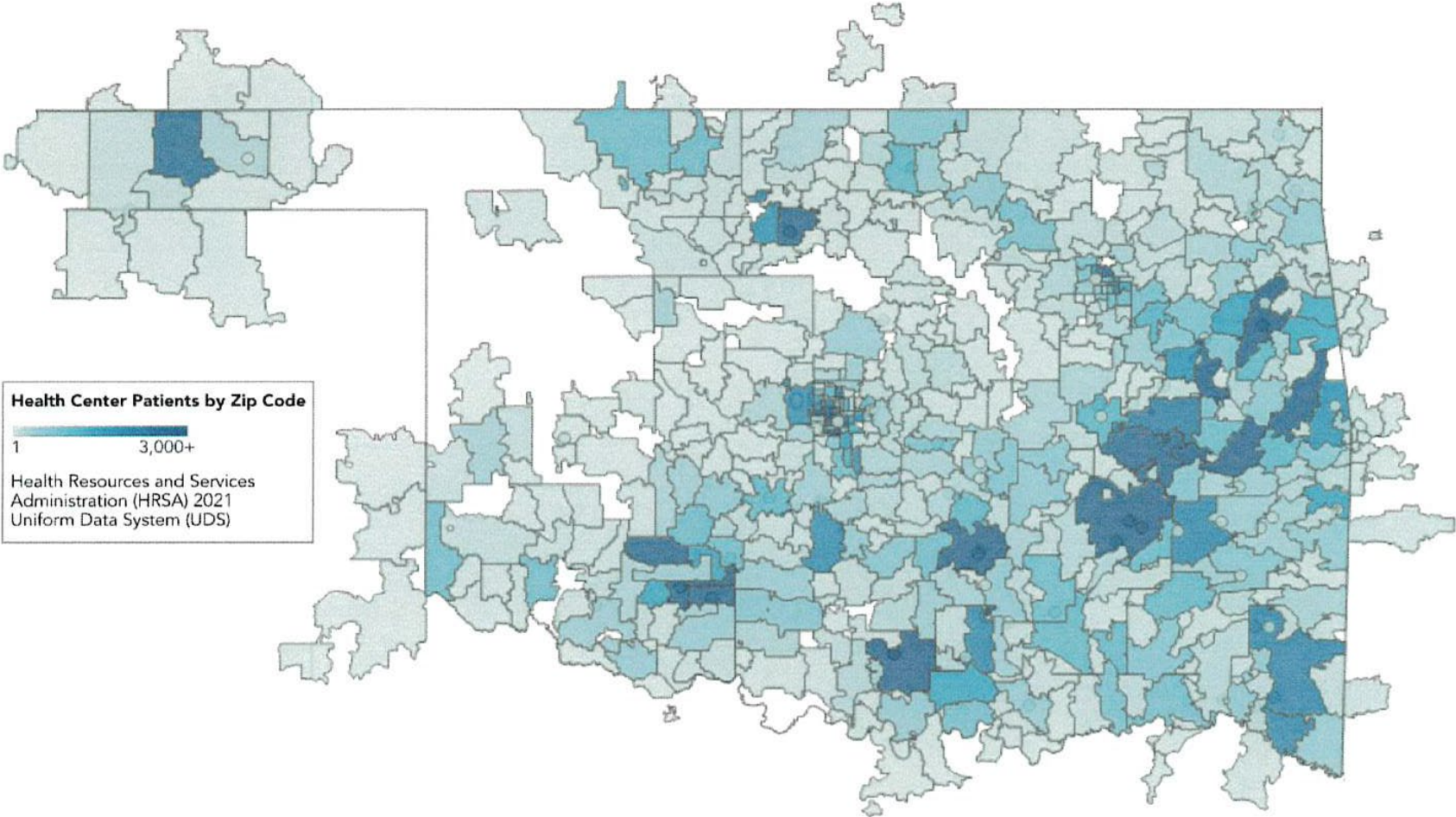


Data Source: OKPCA directory, HRSA Datawarehouse, ArcGIS, US Census Bureau, American Community Survey 2015-2019 B101001.

Created by OKPCA: 03/30/2022



Community Health Center Patients by Zip Code



In 2021, community health centers (CHC) in Oklahoma served 311,306 patients in over 600 zip codes. In seventy zip codes, community health centers served more than 1,000 patients in 2021. The zip code with the most CHC patients was 73505, with 14,718 patients served. Today, 90% of Oklahomans live within a 30-minute drive of a community health center. For more information, visit www.okpca.org.



OKLAHOMA COMMUNITY HEALTH CENTERS

A cost-effective solution to Oklahoma's health care needs

24%
lower
cost

Community health centers (CHCs) save money by preventing chronic disease and avoidable hospitalizations. A study in AJPH found Medicaid patients seen by CHCs **cost 24% less than other providers.**

2,400+
full-time
staff

In many communities, CHCs are the largest employers. **For every physician employed in a rural community, over \$1.5 million in economic growth is generated.** CHCs are helping solve the state's health workforce shortages.

1 in 3
patients w/
Medicaid

CHCs produce **cost-savings in the Medicaid program** by coordinating services, integrating care, and averting chronic disease. 3/4 of all children served by Oklahoma CHCs and 1/3 of all CHC patients are covered by Medicaid.

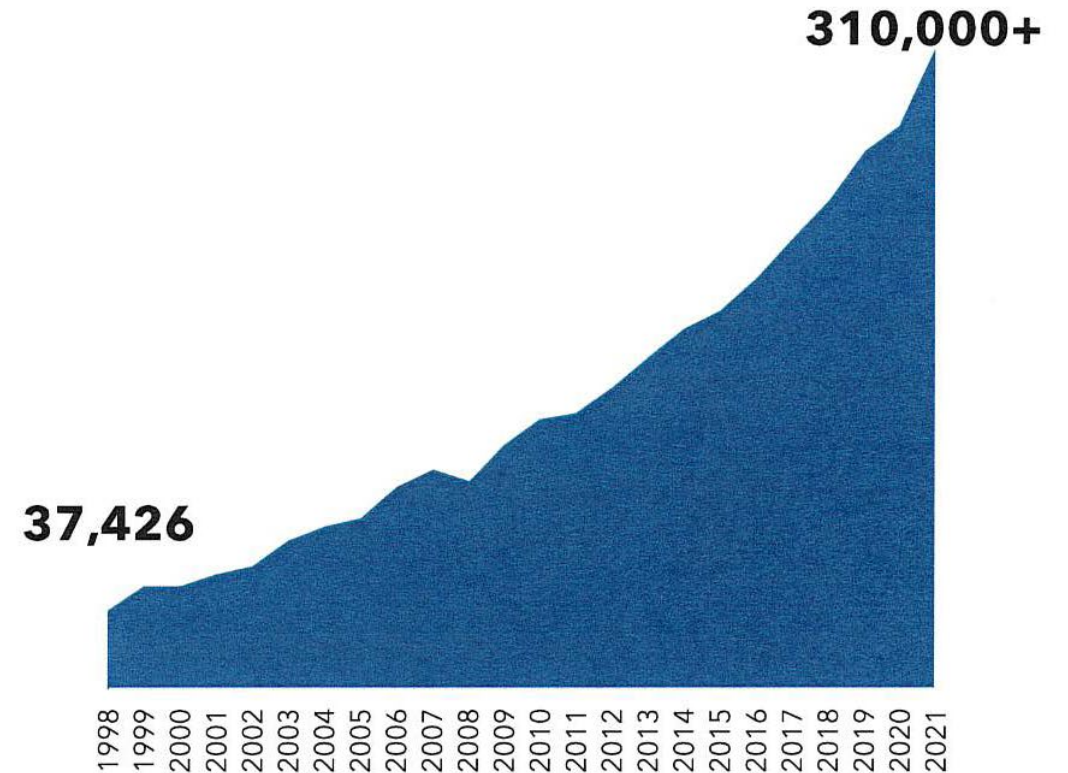
1 in 5
uninsured
patients

CHCs serve everyone regardless of ability to pay or insurance status. CHCs use sliding fee scales so patients can pay based on their income. **When people without insurance have access to primary care, they are less likely to rack up uncompensated care in the ER.**

Patients Served by OK CHCs

Oklahoma health centers have grown to meet the needs of their communities. In 1998, there were four health center sites in OK serving fewer than 40,000 people.

Today, twenty-two organizations at **150+ sites serve over 310,000 Oklahomans.**



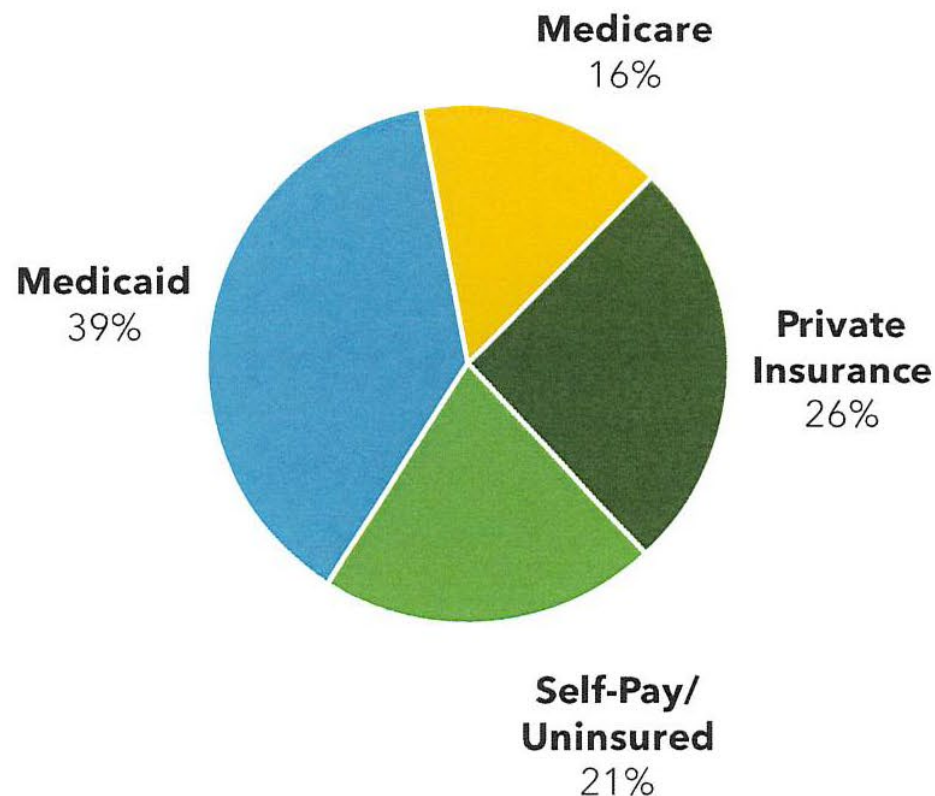
Source: HRSA UDS

Access for the Underserved

1 in 3 patients are Medicaid recipients.

Patients with incomes between 100-200% of the federal poverty level (FPL) pay on a sliding fee scale. Patients with incomes under 100% pay a nominal fee.

Over 88% of patients with known incomes live in households earning less than 200% FPL; 72% made less than 100% FPL.



Source: HRSA UDS

Medicare Cost Savings

- 2012 Study: 10% increase in primary care spending in the Medicare program would result in a 2% decrease in the total cost for the program over 10 years.
- Patient Care Network of Oklahoma was the only ACO in OK to achieve savings for FY2018.
- **OK health centers in the ACO saved Medicare \$2.8+ million in 2018 and \$7.0 million in 2019 PY**
- Acuity of the expansion population will mirror Medicare population more closely than the traditional Medicaid population.

Source: Reschovsky, J. et al. Paying More for Primary Care: Can It Help Bend the Cost Curve? (2012) Health Affairs, March 2012.



NeighborHealth

Make Oklahoma
Healthy Again

Medicaid Cost Savings

2016 Study in AJPH: 13-state Medicaid claims data study found that Medicaid patients served by health centers **saved Medicaid programs 24% per person** on average compared to Medicaid patients served by other providers by achieving:

- 22% fewer specialty care visits;
- 33% lower spending on specialty care; and
- 25% fewer inpatient admissions.

Source: Ku L, et al. Strengthening Primary Care to Bend the Cost Curve: The Expansion of Community Health Centers Through Health Reform. Geiger Gibson/RCHN Community Health Foundation Collaborative at the George Washington University. Policy Research Brief No. 19. (June 2010).

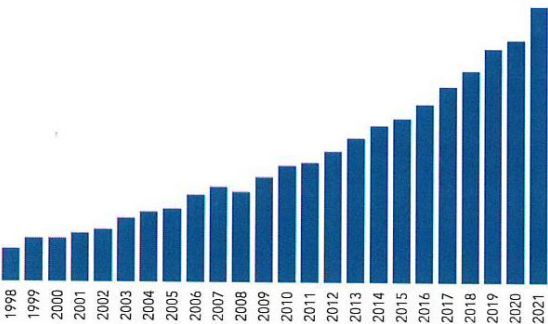
Oklahoma Community Health Centers

STATEWIDE OVERVIEW

PATIENTS SERVED

311,306

patients served in 2021



5,359

veterans served in 2021

2,446 FTEs

employed in 2021

5,087

patients experiencing homelessness served in 2021

2021 HEALTH CENTER PATIENT VISITS

1,120,875 total patient visits

861,250 medical visits

121,039 behavioral health visits

67,595 dental visits

16,911 substance use disorder visits

14,220 vision visits

32,433 enabling services visits

7,427 other professional visits

\$45,457,554

sliding fee discounts in 2021 provided to patients with incomes below 200% of the Federal Poverty Level

\$19,195,187

collected in self-pay in 2021 from patients with incomes below 200% of the Federal Poverty Level

Oklahoma Community Health Center Patients

